

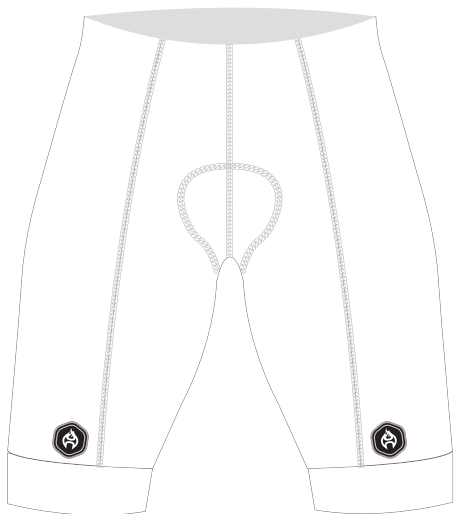


**HOT SHOPPE**  
DESIGNS®

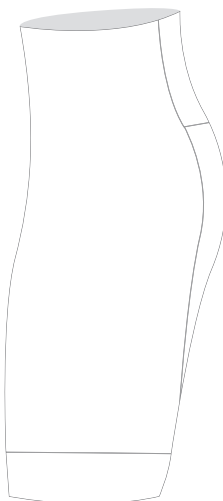
JOB NAME: \_\_\_\_\_

DATE: \_\_\_\_\_


STYLE: TEAM SHORT/BIB



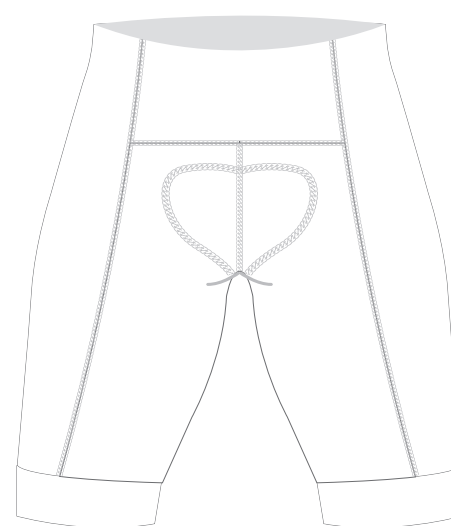
FRONT



LEFT SIDE



RIGHT SIDE



BACK

**POLICIES & PROCEDURES**

Production starts only after deposit, sizes, and art are approved. Art placement is considered to be approximate in position and scale. Hot Shoppe Designs makes every attempt to match the art as closely as possible to the finished product. Design elements that cross seam lines cannot be guaranteed to line up on the finished product. Customer affirms they have permission to use all logos contained in the provided art files.

**COLORS & DISCLAIMER**

Hot Shoppe Designs uses the Pantone Color System for printing our custom apparel. If you don't have access to a Pantone Color Book, you may want to Google the color, i.e., PMS 185 Images, or you may refer to the Pantone Color Chart on Hot Shoppe's website. (Please note - everyone's monitor presents color differently, however, we can guarantee a color match within 10%.)

**SPECIFIC ART DIRECTION**

Customer Notes for Art Changes and Corrections

**QUESTIONS? CONTACT US**

Phone: (949) 487-2828  
Email: [artdept@hotshoppedesigns.com](mailto:artdept@hotshoppedesigns.com)

**ART INSTRUCTIONS**

Each section is a clipping mask. Use the selection tool (V) to double click into the area you want to add the art and paste accordingly. Convert all text to outlines and save as .ai or .pdf file. Charges may apply for submitting .jpg/.gif/.png/.tiff files.

PANTONE®  
123

PANTONE®  
123

PANTONE®  
123

PANTONE®  
123